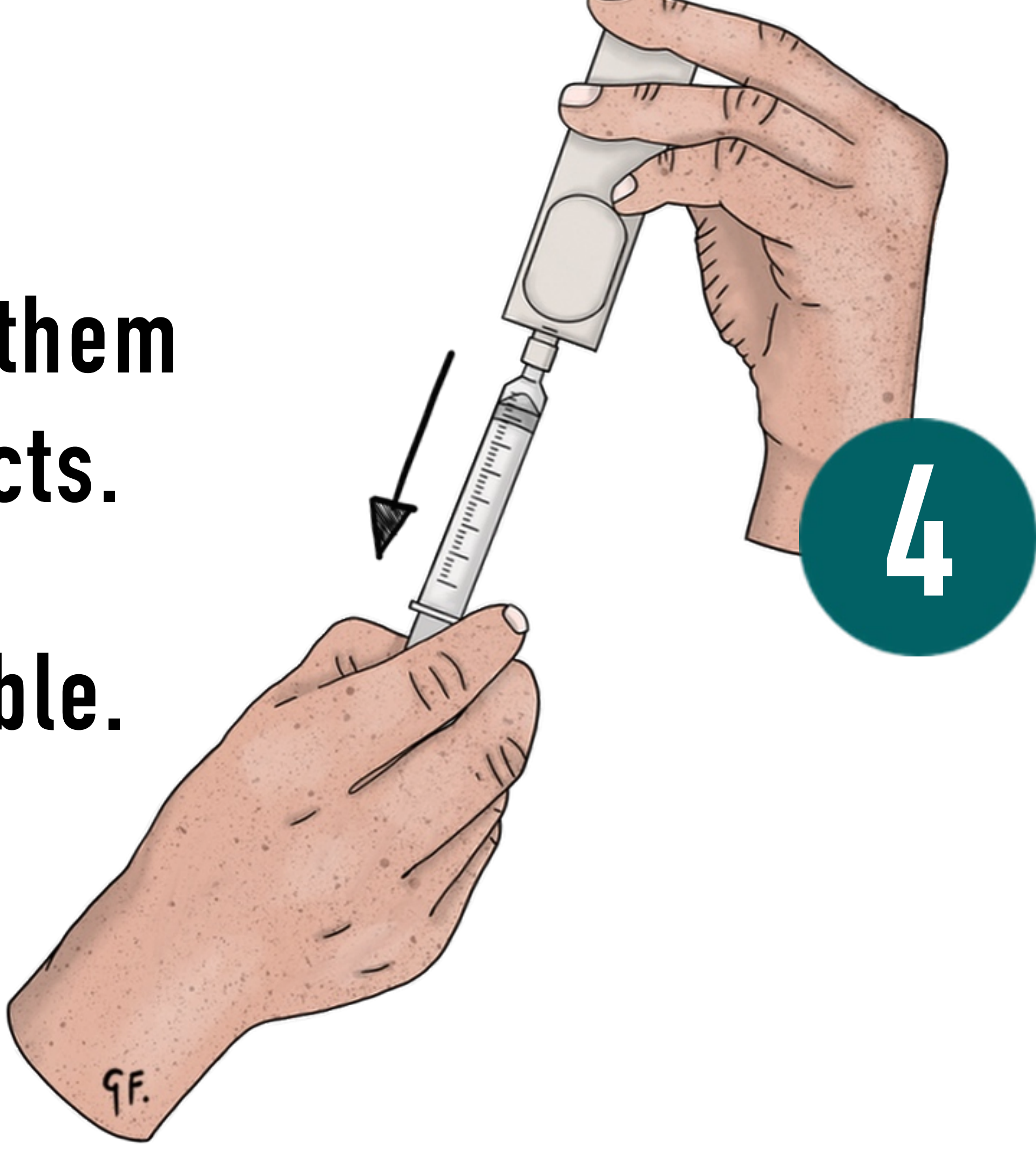

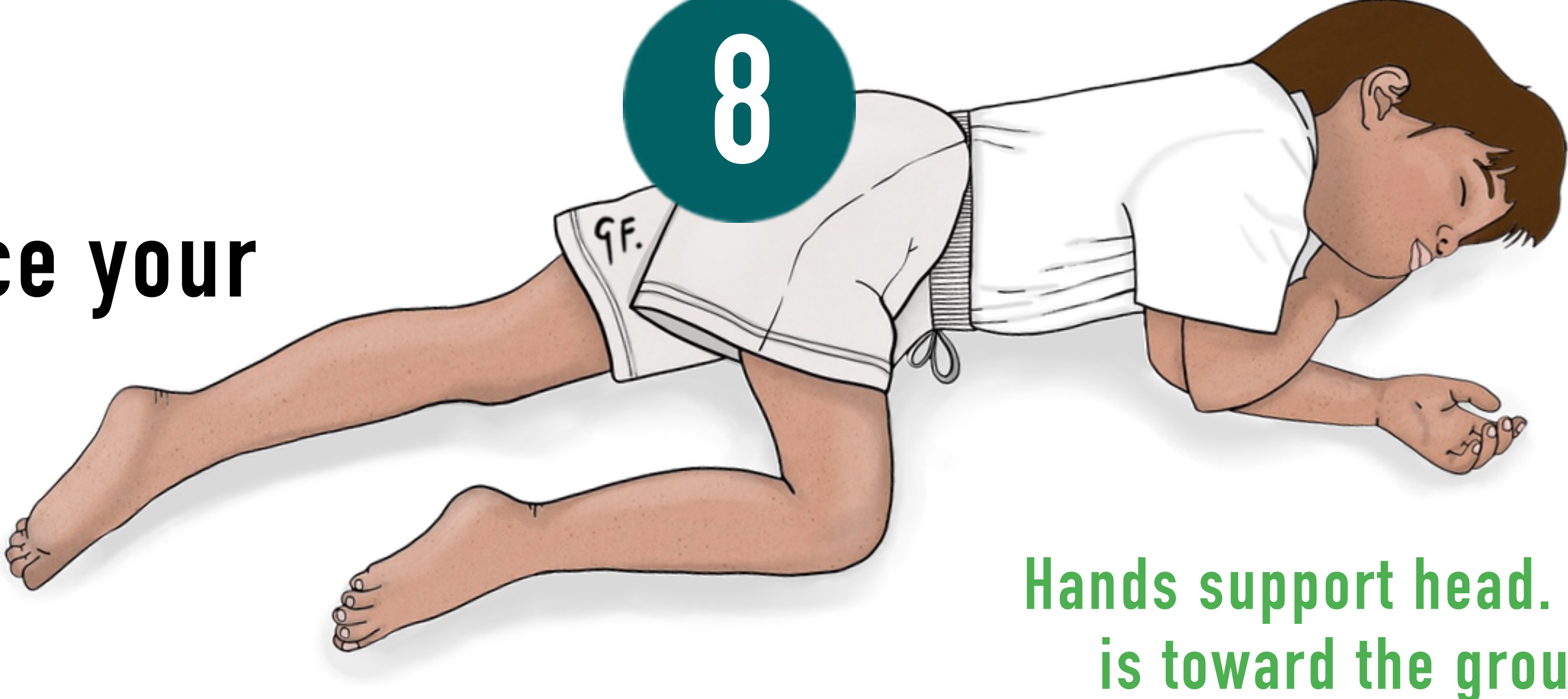


WHAT TO DO IF YOUR CHILD IS HAVING A SEIZURE

Give midazolam if the seizure lasts over 5 minutes
or if ____ seizures happen within ____ minutes

- 1 Stay calm and reassure your child.
- 2 Make sure your child is in a safe place. If not, lay them down on the floor, or move furniture or sharp objects.
- 3 Start timing the seizure. Video the seizure if possible.
- 4 At 4 minutes of seizure activity prepare the midazolam (15mg/3ml) = _____ml.4
- 5 At 5 minutes of seizure activity give midazolam into the nose (intranasally).5
- 6 Call 111 for an ambulance when you give the midazolam, unless instructed otherwise by your doctor.
- 7 Watch your child's breathing.
- 8 When seizure has finished place your child in the recovery position.8
Knee stops body from rolling.
Hands support head. Mouth is toward the ground.
Head tilted to keep airway open.
- 9 Let your child rest and recover in a calm and quiet space until back to normal.
- 10 Record seizure in seizure diary.
If advised, let your medical team know about the seizure.



For more detailed information see Seizure First Aid on KidsHealth by scanning the QR code or visiting www.kidshealth.org.nz/seizure-first-aid

KidsHealth
kidshealth.org.nz